

# BARCELONA STEP BY STEP

## SUMMER WORKSHOP

BARCELONA SCHOOL OF ARCHITECTURE

22nd to 26th July

[www.etsab.upc.edu](http://www.etsab.upc.edu)


### MODERNISME: GAUDI AND HIS TIME

BCN step by step is a week long programme comprising several courses addressing specific urban themes. Every week we will study one subject intensively.

Barcelona will be used as case study: our aim is to show those circumstances and solutions that can be applied to other situations and places.

Gaudí's architecture has become a landmark and is one of Barcelona's main tourist attractions. However, do we really know what Gaudí sought to achieve? Why and how did he approach his work in that way? What about his colleagues? Can we apply the knowledge about Modernisme to contemporary situations?

The course aims to explain Modernisme architecture in terms of construction and technical logic, pointing out the undying and universal aspects.



## DAILY PROGRAM ACTIVITIES

- Visit or excursion
- Field work
- Lecture
- Workshop

### WORKSHOP OPTIONS:

- **Partial workshop:** includes daily visits and excursions.
- **Complete workshop:** includes daily visit or excursion, field work, lectures and workshop. The lectures widen and deepen the visits' contents; the workshop introduces you to different representation methodologies that will help to fix and shape these contents. The result will be a document (booklet, video, etc.) elaborated by the participants working in teams.

## PROGRAMME

	9.30-13.00	13.00-15.00	15.00-18.00
MONDAY	Introductory lecture, groups and tasks award, representation advise. Lunch		Teresianes
TUESDAY	Parc Güell Cotxeres Güell	Field work Lunch	Studio Lecture
WEDNESDAY	Palau Güell Palau de la Música	Field work Lunch	Studio Lecture
THURSDAY	Caves Codorniu Colonia+cripta Güell	Field work Lunch	Studio Lecture
FRIDAY	Sagrada Familia	Studio Lunch	Presentation Farewell

## WORKING MATERIAL

### ON HAND:

- Sketchbook A5
- Pens for sketching HB, 2B, 4B
- Sharpener
- Eraser holder with an eraser
- Scale Ruler (1:100, 1:200, 1:500)
- Set of squares
- Tape measure (5m)

### DIGITAL:

- Smartphone (with apps: Sketchbook Lite and eduLOC) or tablet or digital camera+laptop

### BODY:

- Light/thin clothes, comfortable shoes to walk through the city, hat, sun cream, bottle of water

**PRICE:** P.w 220€ C.w 350 €

**CONDITIONS:** min 15 pers.

[www.etsab.upc.edu](http://www.etsab.upc.edu)

## TEACHERS

Regular teachers of Barcelona School of Architecture ETSAB  
Experts and professionals of Barcelona  
Gaudí Chair

## REGISTRATION

**22nd March 2013: Apply** via e-mail to reserve a place.

**3rd April 2013:** Pay the reservation deposit to lock your place. Bank transfer.

**26th April 2013: Second payment.** Complete the payment of the remaining part of the total amount. Bank transfer.

[www.etsab.upc.edu](http://www.etsab.upc.edu)

## FEE

Partial workshop:	<b>17,5 hours</b>	<b>220 euros</b>
Complete workshop:	<b>37,5 hours</b>	<b>350 euros</b>

A first payment of **90 euros** will be made at the time of registration (**3rd April**) both for the Partial workshop and the Complete workshop. A second payment will be made before the **26th April** of the remaining part of the total amount (**130 €** Partial workshop and **260 €** Complete workshop).

The workshop is limited to 30 participants and requires a minimum of 15 participants. If the minimum number is not reached, participants will receive full payment reimbursement or will be given the option to participate in other workshops.

\* The fee includes the specified activities. It does not include the working material and the meals.

\* ETSAB has a supply store, a computer store and a self-service restaurant/bar (menu 7,5 euros).

## VENUE

Barcelona School of Architecture ETSAB  
Diagonal, 649  
08028 Barcelona  
Metro green line, last station "Zona Universitaria"

\* **Workshop for students, professionals and amateurs.**

We can also design workshops on demand, adapting topic and extension to your requirement

[www.etsab.upc.edu](http://www.etsab.upc.edu)

# BARCELONA STEP BY STEP

## SUMMER WORKSHOP

BARCELONA SCHOOL OF ARCHITECTURE

1st to 5th of July

[www.etsab.upc.edu](http://www.etsab.upc.edu)

### RELIGIOUS AND CIVIL GOTHIC

BCN step by step is a week long programme comprising several courses addressing specific urban themes. Every week we will study one subject intensively.

Barcelona will be used as case study: our aim is to show those circumstances and solutions that can be applied to other situations and places.

Barcelona not only stands out for its religious Gothic buildings, but also offers some excellent examples of civil Gothic architecture. We will consider both. A range of case studies - buildings that are still in use - will show the most relevant features of the gothic logic. We will learn about the precision of the gothic structural system and will analyze how the structural conditions shape space and form.



## DAILY PROGRAM ACTIVITIES

- Visit or excursion
- Field work
- Lecture
- Workshop

### WORKSHOP OPTIONS:

- **Partial workshop:** includes daily visits and excursions.
- **Complete workshop:** includes daily visit or excursion, field work, lectures and workshop. The lectures widen and deepen the visits' contents; the workshop introduces you to different representation methodologies that will help to fix and shape these contents. The result will be a document (booklet, video, etc.) elaborated by the participants working in teams.

## PROGRAMME

	9.30-13.00	13.00-15.00	15.00-18.00
MONDAY	Introductory lecture, groups and tasks award, representation advise. Lunch		Hospital de Sta. Creu FAD
TUESDAY	Catedral Sta. Maria del Mar Sta. Maria del Pi	Field work Lunch	Studio Lecture
WEDNESDAY	Tinell Sta. Maria del Mar	Field work Lunch	Studio Lecture
THURSDAY	Monestir de Sant Cugat	Field work Lunch	Studio Lecture
FRIDAY	MNAC	Studio Lunch	Presentation Farewell

## WORKING MATERIAL

### ON HAND:

- Sketchbook A5
- Pens for sketching HB, 2B, 4B
- Sharpener
- Eraser holder with an eraser
- Scale Ruler (1:100, 1:200, 1:500)
- Set of squares
- Tape measure (5m)

### DIGITAL:

- Smartphone (with apps: Sketchbook Lite and eduLOC) or tablet or digital camera+ laptop

### BODY:

- Light/thin clothes, comfortable shoes to walk through the city, hat, sun cream, bottle of water

**PRICE:** P.w 220€ C.w 350 €

**CONDITIONS:** min 15 pers.

[www.etsab.upc.edu](http://www.etsab.upc.edu)

## TEACHERS

Regular teachers of Barcelona School of Architecture ETSAB  
Experts and professionals of Barcelona

## REGISTRATION

**22nd March 2013: Apply** via e-mail to reserve a place.

**3rd April 2013:** Pay the reservation deposit to lock your place. Bank transfer.

**26th April 2013: Second payment.** Complete the payment of the remaining part of the total amount. Bank transfer.

[www.etsab.upc.edu](http://www.etsab.upc.edu)

## FEE

Partial workshop:	<b>17,5 hours</b>	<b>220 euros</b>
Complete workshop:	<b>37,5 hours</b>	<b>350 euros</b>

A first payment of **90 euros** will be made at the time of registration (**3rd April**) both for the Partial workshop and the Complete workshop. A second payment will be made before the **26th April** of the remaining part of the total amount (**130 €** Partial workshop and **260 €** Complete workshop).

The workshop is limited to 30 participants and requires a minimum of 15 participants. If the minimum number is not reached, participants will receive full payment reimbursement or will be given the option to participate in other workshops.

\* The fee includes the specified activities. It does not include the working material and the meals.

\* ETSAB has a supply store, a computer store and a self-service restaurant/bar (menu 7,5 euros).

## VENUE

Barcelona School of Architecture ETSAB  
Diagonal, 649  
08028 Barcelona  
Metro green line, last station "Zona Universitaria"

\* **Workshop for students, professionals and amateurs.**

We can also design workshops on demand,  
adapting topic and extension to your requirement

[www.etsab.upc.edu](http://www.etsab.upc.edu)

# BARCELONA STEP BY STEP

## SUMMER WORKSHOP

BARCELONA SCHOOL OF ARCHITECTURE

8th to 12th of July


[www.etsab.upc.edu](http://www.etsab.upc.edu)

### BCN'S MODERN AND CONTEMPORARY ARCHITECTURE AND URBANISM

BCN step by step is a week long programme comprising several courses addressing specific urban themes. Every week we will study one subject intensively.

Barcelona will be used as case study; our aim is to show those circumstances and solutions that can be applied to other situations and places.

The image of Barcelona's recent mediatic icons is so strong that it hides the real urban and architectural value of our city. The aim of the course is to discover and analyze those developments (buildings and public sites) of the last 50 years that contribute to Barcelona's remarkable quality of life.



UNIVERSITAT POLITÈCNICA  
DE CATALUNYA

ETSAB 

## DAILY PROGRAM ACTIVITIES

- Visit or excursion
- Field work
- Lecture
- Workshop

### WORKSHOP OPTIONS:

- **Partial workshop:** includes daily visits and excursions.
- **Complete workshop:** includes daily visit or excursion, field work, lectures and workshop. The lectures widen and deepen the visits' contents; the workshop introduces you to different representation methodologies that will help to fix and shape these contents. The result will be a document (booklet, video, etc.) elaborated by the participants working in teams.

## PROGRAMME

	9.30-13.00	13.00-15.00	15.00-18.00
MONDAY	Introductory lecture, groups and tasks award, representation advise. Lunch		Miró, Mies CaixaForum
TUESDAY	Casa Bloc Canodrom	Field work Lunch	Studio Lecture
WEDNESDAY	Raval: CCCB y MACBA	Field work Lunch	Studio Lecture
THURSDAY	22@: Can Framis y MediaPro	Field work Lunch	Studio Lecture
FRIDAY	Library-kindergarten by RCR	Studio Lunch	Presentation Farewell

## WORKING MATERIAL

### ON HAND:

- Sketchbook A5
- Pens for sketching HB, 2B, 4B
- Sharpener
- Eraser holder with an eraser
- Scale Ruler (1:100, 1:200, 1:500)
- Set of squares
- Tape measure (5m)

### DIGITAL:

- Smartphone (with apps: Sketchbook Lite and eduLOC) or tablet or digital camera+laptop

### BODY:

- Light/thin clothes, comfortable shoes to walk through the city, hat, sun cream, bottle of water

**PRICE:** P.w 220€ C.w 350 €

**CONDITIONS:** min 15 pers.

[www.etsab.upc.edu](http://www.etsab.upc.edu)



## TEACHERS

Regular teachers of Barcelona School of Architecture ETSAB  
Experts and professionals of Barcelona  
Authors of the buildings

## REGISTRATION

**22nd March 2013: Apply** via e-mail to reserve a place.

**3rd April 2013:** Pay the reservation deposit to lock your place. Bank transfer.

**26th April 2013: Second payment.** Complete the payment of the remaining part of the total amount. Bank transfer.

[www.etsab.upc.edu](http://www.etsab.upc.edu)

## FEE

Partial workshop:	<b>17,5 hours</b>	<b>220 euros</b>
Complete workshop:	<b>37,5 hours</b>	<b>350 euros</b>

A first payment of **90 euros** will be made at the time of registration (**3rd April**) both for the Partial workshop and the Complete workshop. A second payment will be made before the **26th April** of the remaining part of the total amount (**130 €** Partial workshop and **260 €** Complete workshop).

The workshop is limited to 30 participants and requires a minimum of 15 participants. If the minimum number is not reached, participants will receive full payment reimbursement or will be given the option to participate in other workshops.

\* The fee includes the specified activities. It does not include the working material and the meals.

\* ETSAB has a supply store, a computer store and a self-service restaurant/bar (menu 7,5 euros).

## VENUE

Barcelona School of Architecture ETSAB  
Diagonal, 649  
08028 Barcelona  
Metro green line, last station "Zona Universitaria"

\* **Workshop for students, professionals and amateurs.**

We can also design workshops on demand, adapting topic and extension to your requirement

[www.etsab.upc.edu](http://www.etsab.upc.edu)

# BARCELONA STEP BY STEP

## SUMMER WORKSHOP

BARCELONA SCHOOL OF ARCHITECTURE

15th to 19th of July

[www.etsab.upc.edu](http://www.etsab.upc.edu)

### BARCELONA URBAN SPACE

BCN step by step is a week long programme comprising several courses addressing specific urban themes. Every week we will study one subject intensively.

Barcelona will be used as case study: our aim is to show those circumstances and solutions that can be applied to other situations and places.

Barcelona, as a paradigmatic example of the Mediterranean city, offers a wide range of public spaces to accommodate all kinds of human activities. The course will focus on the specificities of this urban form, by studying both the general features and the particular Barcelona ones. A collection of case studies - analyzed in social, morphologic, formal... terms - will illustrate why and how public space contributes to conviviality.



## DAILY PROGRAM ACTIVITIES

- Visit or excursion
- Field work
- Lecture
- Workshop

### WORKSHOP OPTIONS:

- **Partial workshop:** includes daily visits and excursions.
- **Complete workshop:** includes daily visit or excursion, field work, lectures and workshop. The lectures widen and deepen the visits' contents; the workshop introduces you to different representation methodologies that will help to fix and shape these contents. The result will be a document (booklet, video, etc.) elaborated by the participants working in teams.

## PROGRAMME

	9.30-13.00	13.00-15.00	15.00-18.00
MONDAY	Introductory lecture, groups and tasks award, representation advise. Lunch		Gothic/Neoclassic Street/Square
TUESDAY	The Grid: avenues, streets, passages	Field work Lunch	Studio Lecture
WEDNESDAY	Covering the Rondes (ringroads)	Field work Lunch	Studio Lecture
THURSDAY	Parcs: Parc Güell vs Botanical Garden	Field work Lunch	Studio Lecture
FRIDAY	3 Ramblas: Flowing into BCN, seafront	Studio Lunch	Presentation Farewell

## WORKING MATERIAL

### ON HAND:

- Sketchbook A5
- Pens for sketching HB, 2B, 4B
- Sharpener
- Eraser holder with an eraser
- Scale Ruler (1:100, 1:200, 1:500)
- Set of squares
- Tape measure (5m)

### DIGITAL:

- Smartphone (with apps: Sketchbook Lite and eduLOC) or tablet or digital camera+laptop

### BODY:

- Light/thin clothes, comfortable shoes to walk through the city, hat, sun cream, bottle of water

**PRICE:** P.w 220€ C.w 350 €

**CONDITIONS:** min 15 pers.

[www.etsab.upc.edu](http://www.etsab.upc.edu)

## TEACHERS

Regular teachers of Barcelona School of Architecture ETSAB  
Experts and professionals of Barcelona

## REGISTRATION

**22nd March 2013: Apply** via e-mail to reserve a place.

**3rd April 2013:** Pay the reservation deposit to lock your place. Bank transfer.

**26th April 2013: Second payment.** Complete the payment of the remaining part of the total amount. Bank transfer.

[www.etsab.upc.edu](http://www.etsab.upc.edu)

## FEE

Partial workshop:      **17,5 hours**      **220 euros**

Complete workshop:   **37,5 hours**      **350 euros**

A first payment of **90 euros** will be made at the time of registration (**3rd April**) both for the Partial workshop and the Complete workshop. A second payment will be made before the **26th April** of the remaining part of the total amount (**130 €** Partial workshop and **260 €** Complete workshop).

The workshop is limited to 30 participants and requires a minimum of 15 participants. If the minimum number is not reached, participants will receive full payment reimbursement or will be given the option to participate in other workshops.

\* The fee includes the specified activities. It does not include the working material and the meals.

\* ETSAB has a supply store, a computer store and a self-service restaurant/bar (menu 7,5 euros).

## VENUE

Barcelona School of Architecture ETSAB  
Diagonal, 649  
08028 Barcelona  
Metro green line, last station "Zona Universitaria"

\* **Workshop for students, professionals and amateurs.**

We can also design workshops on demand,  
adapting topic and extension to your requirement

[www.etsab.upc.edu](http://www.etsab.upc.edu)

# BARCELONA STEP BY STEP

## SUMMER WORKSHOP

BARCELONA SCHOOL OF ARCHITECTURE

24th to 28th of June


[www.etsab.upc.edu](http://www.etsab.upc.edu)

### BARCELONA: 2000 YEARS OF URBAN DEVELOPMENT

BCN step by step is a week long programme comprising several courses addressing specific urban themes. Every week we will study one subject intensively.

Barcelona will be used as case study: our aim is to show those circumstances and solutions that can be applied to other situations and places.

The course seeks to explain the actual cityscape of Barcelona looking at its historical evolution. Which architectural periods are most relevant? What events have directly influenced the growth of the city? How has planning shaped the urban fabric? What responsibility falls on architecture? By walking through Barcelona we will understand its idiosyncrasies and at the same time discover which aspects are universal and therefore "exportable".



## DAILY PROGRAM ACTIVITIES

- Visit or excursion
- Field work
- Lecture
- Workshop

### WORKSHOP OPTIONS:

- **Partial workshop:** includes daily visits and excursions.
- **Complete workshop:** includes daily visit or excursion, field work, lectures and workshop. The lectures widen and deepen the visits' contents; the workshop introduces you to different representation methodologies that will help to fix and shape these contents. The result will be a document (booklet, video, etc.) elaborated by the participants working in teams.

## PROGRAMME

	9.30-13.00	13.00-15.00	15.00-18.00
MONDAY	Introductory lecture, groups and tasks award, representation advise. Lunch		Plaça del Rei Plaça Reial
TUESDAY	Eixample: the bourgeois town	Field work Lunch	Studio Lecture
WEDNESDAY	Gràcia & Poblenou: the workers' town	Field work Lunch	Studio Lecture
THURSDAY	Seafront: the contemporary town	Field work Lunch	Studio Lecture
FRIDAY	Torre Collserola: the metropolitan town	Studio Lunch	Presentation Farewell

## WORKING MATERIAL

### ON HAND:

- Sketchbook A5
- Pens for sketching HB, 2B, 4B
- Sharpener
- Eraser holder with an eraser
- Scale Ruler (1:100, 1:200, 1:500)
- Set of squares
- Tape measure (5m)

### DIGITAL:

- Smartphone (with apps: Sketchbook Lite and eduLOC) or tablet or digital camera+laptop

### BODY:

- Light/thin clothes, comfortable shoes to walk through the city, hat, sun cream, bottle of water

**PRICE:** P.w 220€ C.w 350 €

**CONDITIONS:** min 15 pers.

[www.etsab.upc.edu](http://www.etsab.upc.edu)

## TEACHERS

Regular teachers of Barcelona School of Architecture ETSAB  
Experts and professionals of Barcelona  
Authors of the buildings

## REGISTRATION

**22nd March 2013: Apply** via e-mail to reserve a place.

**3rd April 2013:** Pay the reservation deposit to lock your place. Bank transfer.

**26th April 2013: Second payment.** Complete the payment of the remaining part of the total amount. Bank transfer.

[www.etsab.upc.edu](http://www.etsab.upc.edu)

## FEE

Partial workshop:	<b>17,5 hours</b>	<b>220 euros</b>
Complete workshop:	<b>37,5 hours</b>	<b>350 euros</b>

A first payment of **90 euros** will be made at the time of registration (**3rd April**) both for the Partial workshop and the Complete workshop. A second payment will be made before the **26th April** of the remaining part of the total amount (**130 €** Partial workshop and **260 €** Complete workshop).

The workshop is limited to 30 participants and requires a minimum of 15 participants. If the minimum number is not reached, participants will receive full payment reimbursement or will be given the option to participate in other workshops.

\* The fee includes the specified activities. It does not include the working material and the meals.

\* ETSAB has a supply store, a computer store and a self-service restaurant/bar (menu 7,5 euros).

## VENUE

Barcelona School of Architecture ETSAB  
Diagonal, 649  
08028 Barcelona  
Metro green line, last station "Zona Universitaria"

\* **Workshop for students, professionals and amateurs.**

We can also design workshops on demand, adapting topic and extension to your requirement

[www.etsab.upc.edu](http://www.etsab.upc.edu)

# BARCELONA STEP BY STEP

## SUMMER WORKSHOP

BARCELONA SCHOOL OF ARCHITECTURE

June and July

[www.etsab.upc.edu](http://www.etsab.upc.edu)

### COURSES ON DEMAND

Barcelona step by step also offers the possibility to know the city in its whole. An intensive 2-week course will study the urban form and the most valorous buildings.

The workshop can either focus graphics or design, adapting it to the requirements of the participants (min. 15 people).

Barcelona, already 2000 years old, is a young and dynamic city. Along history it has undergone restructuring several times: the last converting it to a world tourism destination. Barcelona's urban planning; public space and buildings are decisive for attracting visitors. The improvement of infrastructure and urban landscape has activated the economy and the local development.

#### Aim of the workshop

The workshop will study the city of Barcelona as a whole, highlighting the most emblematic places and buildings: the Eixample, the waterfront, Gaudí's work and the modernisme\*, modern architecture... and it will also show how the "invisible" buildings are the ones that build a significant part of the public space; and how a good public space brings a good coexistence between citizens.

A significant part of the course will consist on fieldwork: the city and the buildings will be analyzed in successive visits where the city will be explained in situ –its history, its history of the architecture, the different styles, the morphology and the urban fabric, and also functional and formal aspects of the buildings. The visits and the workshop will be complemented with a series of lectures given by architects involved in the continuous construction process of Barcelona.





## Drawing modality:

At the visits, students will take manual and digital data.

A workshop of manual and digital representation will be given at the school and the participants will produce a catalogue of urban situations/solutions done by their hand drawings, pictures, manipulated photographs and filming to set the acquired knowledge: their own personal book of architecture.

## Design modality:

The information we will gather shall help us when developing an urban design on a real site. Solutions applicable to other places should be proposed.

\*Modernisme, modernist architecture: Jugendstil, Art Nouveau, Sezession

## PROGRAMME

	9.00 - 13.00	13.30-14.30	15.00 - 17.00
1 M	BCN: introductory lesson	Lunch	BCN from the mountain to the sea
2 T	La Ciutat Vella: between two cathedrals	Lunch	Workshop
3 W	El Raval: fluffing a high density neighbourhood	Lunch	Workshop
4 Th	Workshop	Lunch	Lecture: Gaudí and his time
5 F	Sagrada Familia (building site, guided by an expert)	Lunch	Workshop
6 S	BCN waterfront		
7 Su			
8 M	Eixample grid: buildings and public space	Lunch	Workshop
9 T	Workshop	Lunch	Lecture: residential Eixample and industrial Eixample 22@
10 W	22@: buildings and public space	Lunch	Workshop
11 Th	Workshop	Lunch	Workshop
12 F	Workshop	Lunch	Final presentation
13 S	Optional excursion: Cava Codorniu, Colonia Güell		
14 Su			
	Activities undertaken at the School of Architecture	Lunch	Free time
	Walking, public transport or bike		
	Weekend		

The first visit will take us from Parc Güell to the harbour (Port Vell), passing through Lesseps square, the neighbourhoods of Gracia and Eixample, Passeig de Gracia with its emblematic buildings, Rambla de Catalunya and Les Rambles.

The next two visits will introduce us to Barcelona's history. We will visit two cathedrals, several squares, two rambles, one market and a medieval shipyard. We will get to know the main features of Gothicism and neoclassicism.

We will do a jump forward into modernist\* architecture and guided by an expert will visit the third cathedral, Sagrada Familia by Gaudí, climbing on the top.

In order to know Barcelona's façade we will have a bike ride through neighbourhoods like Poblenou and 22@, Vila Olímpica, and some of Barcelona's beaches. That day we won't go back to university...

The second week will be reserved for understanding the more recent forms of urban growth. We will focus on the Eixample (Barcelona's orthogonal grid), analysing the differences between the residential and the industrial Eixample. The first one is known for its geometry and its outstanding buildings: most of the modernist buildings are there. The industrial Eixample is going through a big transformation; the result is an innovative urban space and a mixture of renovated industrial and new-mediatic buildings. So this week we will see from the most emblematic Gaudí buildings to the Agbar tower, from the interior hidden patios of the central blocs to Nouvel's and Miralles' parks.

The ones who want to know Barcelona's surroundings, looking at the wine yards and drinking some glasses of cava (Catalan champagne), can take part at an optional excursion to two important modernist works.

We can also design workshops on demand, adapting topic and extension to your requirement

[www.etsab.upc.edu](http://www.etsab.upc.edu)

## WORKING MATERIAL

### ON HAND:

- Sketchbook A5
- Pens for sketching HB, 2B, 4B
- Sharpener
- Eraser holder with an eraser
- Scale Ruler (1:100, 1:200, 1:500)
- Set of squares
- Tape measure (5m)

### DIGITAL:

- Smartphone (with apps: Sketchbook Lite and eduLOC) or tablet or digital camera+laptop

### BODY:

- Light/thin clothes, comfortable shoes to walk through the city, hat, sun cream, bottle of water

## PRELIMINARY WORK

Every participant will present a public space of his/her own town (street, boulevard, avenue, square, courtyard, etc.) by means of 10 ppt images: location, floor plans, cross sections, elevations, perspective drawings, pictures).

## TEACHERS

Regular teachers of Barcelona School of Architecture ETSAB  
Experts and professionals of Barcelona  
Authors of the buildings

## APPLICATION

Contact: [summerschool.arq.bcn@upc.edu](mailto:summerschool.arq.bcn@upc.edu) before the 3rd of April.

## VENUE

Barcelona School of Architecture ETSAB  
Diagonal, 649  
08028 Barcelona  
Metro green line, last station "Zona Universitaria"

**\* Workshop for students, professionals and amateurs.**

We can also design workshops on demand, adapting topic and extension to your requirement

[www.etsab.upc.edu](http://www.etsab.upc.edu)